



Total Solution Provider in Saw Device

SA465HP

CDMA 450 A-Band, RF-Rx SAW Filter
Revision 0: June 2008



- Electrical Characteristics
 - Package Dimensions
 - Testing Environment
 - Frequency Characteristics
-

SAWNICS Inc.

460 Cheonheung-ri, Seonggeo-eup, Cheonan-si, Chungcheongnam-do, 330-836 / Korea.
Tel: +82 41 550 9372 / Fax: +82 41 550 9399 / www.sawnics.com

□ Electrical Characteristics

Maximum Ratings

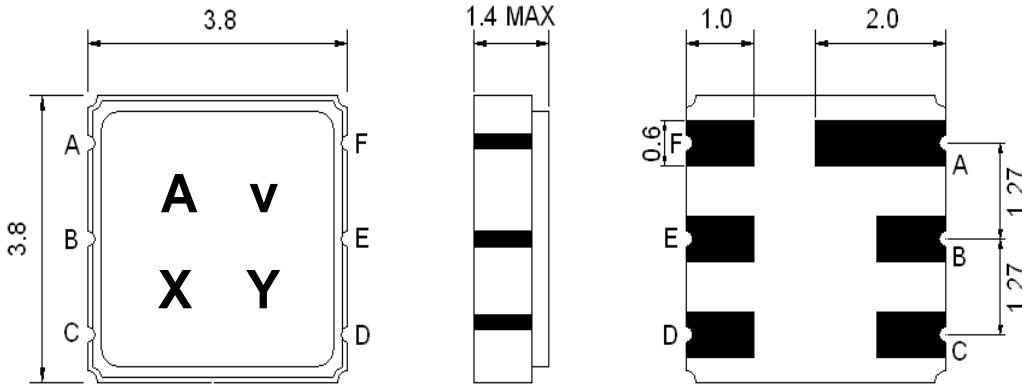
Parameters Description	Unit	Minimum	Typical	Maximum
Operating Temperature Range	°C	-30	-	+80
Storage Temperature Range	°C	-40	-	+85
Maximum DC Voltage	V	-	-	0
Maximum Input Power	dBm	-	-	28
Source Impedance (single ended) ⁽¹⁾	Ω	-	50	-
Load Impedance (single ended) ⁽¹⁾	Ω	-	50	-
Package type & size	P			
Length x Width	mm ²	-	3.8 x 3.8	-
Height	mm	-	-	1.4

Electrical Specification

Parameters Description	Unit	Minimum	Typical	Maximum
Center Frequency (Fo)	MHz	-	465.0	-
Insertion Loss within 462.5 ~467.5 MHz	dB	-	1.8	3.5
Stop Band Attenuation:				
0.3 ~ 452.5 MHz	dB	40	55	-
452.5 ~ 457.5 MHz	dB	40	53	-
485.0 ~ 507.5 MHz	dB	35	47	-
507.5 ~ 1000.0 MHz	dB	40	50	-
1000.0 ~ 2000.0 MHz	dB	25	40	-
VSWR within 462.5 ~ 467.5 MHz	-	-	1.3	2.0

Notes : (1) No Matching Network .

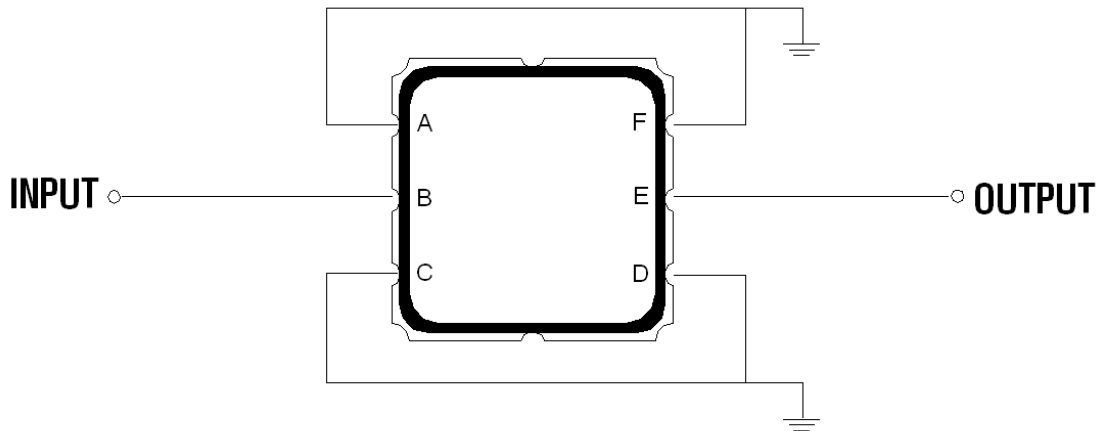
Package Dimensions



Marking Descriptions	
A	CDMA450 Application
v	Series Number
X	Date Code(Year)
Y	Date Code(Month)

Pin Description	
A, C, D, F	Ground
B	In
E	Out

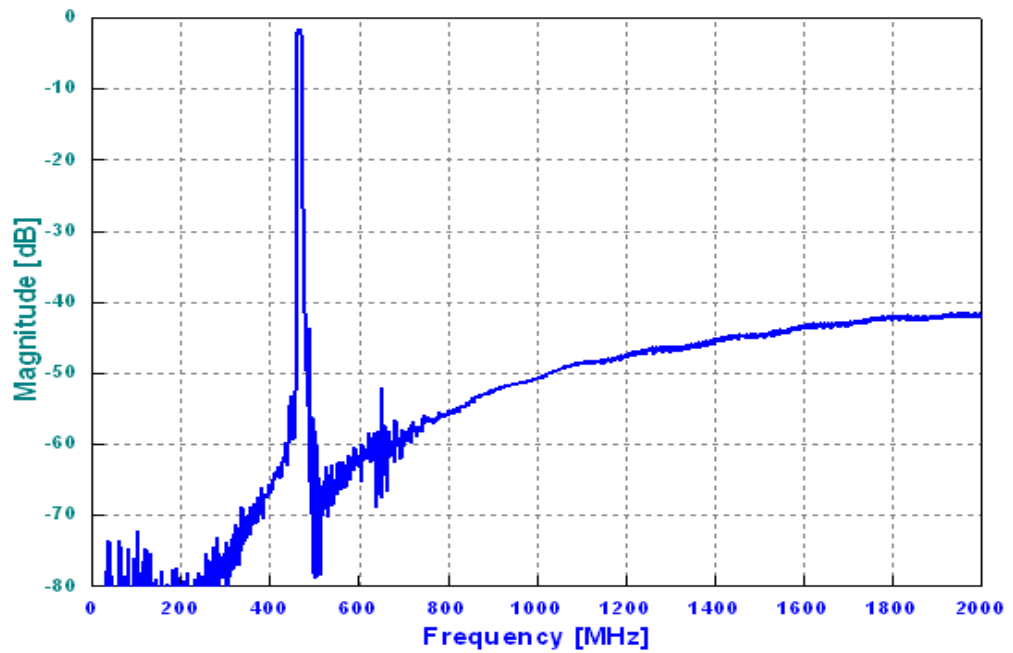
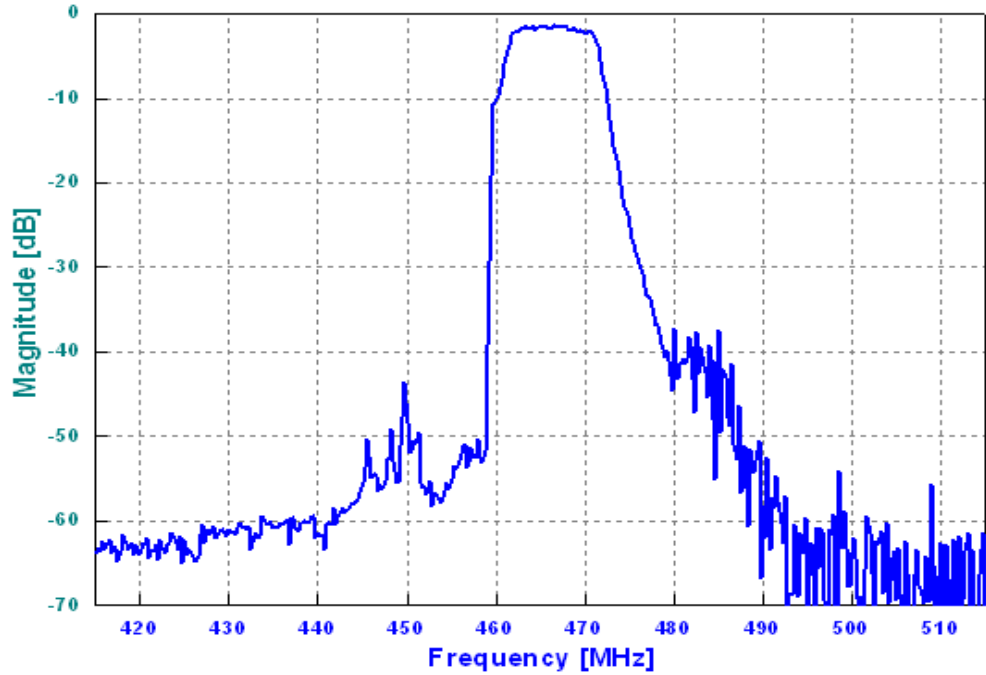
Testing Environment



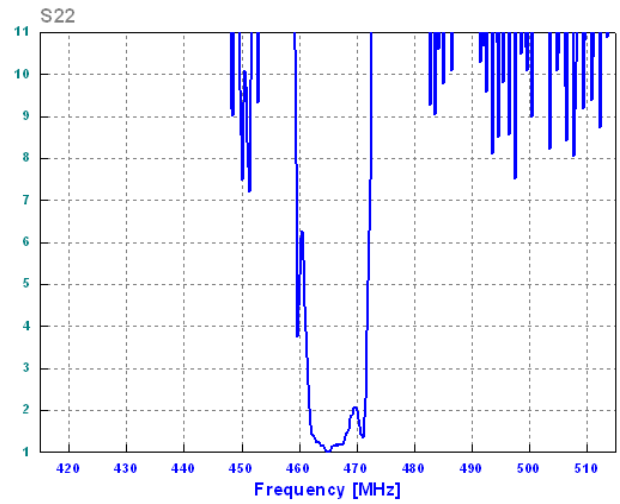
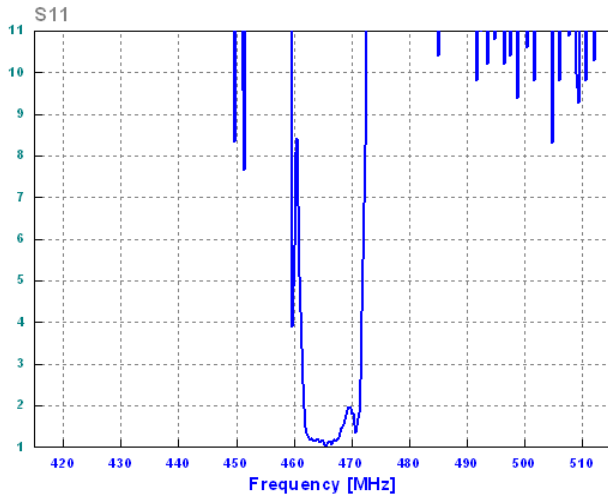
Source & Load Impedance: 50 Ω

□ Frequency Characteristics

Frequency Response



VSWR



Smith Chart

